


Module n. 6

How to lead a co-creation workshop





1. THE OBJECTIVE OF CO-CREATIVE

WORKSHOP METHODOLOGY

This section presents an applied methodology for creating solutions together with multidisciplinary stakeholders and briefly introduces the Co-Creative Workshop Methodology by answering the following questions:

- Who Do Co-Creative Workshops Serve?
- What Is the Purpose of Co-Creative Workshops?
- When Can Co-Creative Workshops Be Used?
- Where Can Co-Creative Workshops Be Held?
- How Can I Facilitate a Co-Creative Workshop?

2. PREPARATION STAGE

Before introducing the stages of the Co-Creative Workshop, the aim is to outline the workshop's preparation and share some practical tips.



2. PREPARATION STAGE

2.1. Defining the Objective

.....

2.4. Planning

2.2. Expert Personnel and Assistants

.....

2.5. Physical Space


2.3. Participants

.....


2.6. Data Collection

3. TOOLSET AND METHODOLOGY

In this section, the four-stage cycle of co-creation is defined and introduced.




3. TOOLSET AND METHODOLOGY




3.1. Joint Analysis (1st Stage)



3.2. Joint Method (2nd Stage)



3.3. Joint Evaluation (3rd Stage)



3.4. Joint Action Development (4th Stage)


3.1. Joint Analysis (1st Stage)

3.1.1. Preliminary Information

3.1.2. Checklist

3.1.3. Guidelines

3.1.4. Process Tips



3.2. Joint Method (2nd Stage)

3.1.1. Preliminary Information

3.1.2. Checklist

3.1.3. Guidelines

3.1.4. Process Tips




3.3. Joint Evaluation (3rd Stage)

3.1.1. Preliminary Information

3.1.2. Checklist

3.1.3. Guidelines

3.1.4. Process Tips




3.4. Joint Action Development (4th Stage)


3.1.1. Preliminary Information

3.1.2. Checklist

3.1.3. Guidelines

3.1.4. Process Tips






4. WORKSHOP ANALYSIS AND

DOCUMENTATION

During the workshop, participants have designed, evaluated, and demonstrated alternative methods, as well as discussed and produced numerous notes. This data is qualitative and will be used in the analysis phase to gain insights into participants' needs, generate alternative methods, and define requirements for the stages of the solution.



Annexes



ANNEX-A WORKSHOP
PREPARATION TEMPLATE

ANNEX-B CHECKLIST


ANNEX-C CONSENT FORM

ANNEX-D CONSENT OF
PARTICIPANT

ANNEX-E JOINT ANALYSIS
TEMPLATE



Annexes



ANNEX-F DECISION TREE
TEMPLATE

ANNEX-G ACHIEVEMENT
TEMPLATE

ANNEX-H ROADMAP TEMPLATE



Funded by
the European Union

Thank you for your attention!

ENHANCE - Training for CSL TUTORS

G.A. n. 2021-1-ES01-KA220-HED-000031128